LEISTO

HIGH QUALITY SOLDERING TIPS MANUFACTURER

深圳市利世达科技有限公司

LEISTO INDUSTRIAL CO., LIMITED

深圳市利世达科技有限公司

广东省深圳市宝安区宝安大道4018号华丰国际商务大厦13A16
电话：0755-23346336
网站：www.leisto.com.cn
邮箱：info@leisto.com.cn

LEISTO INDUSTRIAL CO., LTD.

Room 13A16, Huafeng International Commercial Building, Bao'an Ave. 4018
Shenzhen 518101, China
Phone: 15820465611 0755-29472883
Site: www.leisto.com
E-mail: info@leisto.com

TABLE OF CONTENT

Company profile 02
Manufacturing Procedures 02
焊锡机烙铁头 03
Apollo Seiko 03
Japan Unix 06
Tsutsumi 08
手工焊接烙铁头 09
HAKKO 09
WELLER 12
QUICK 13
海绵 SOLDER SPONGE 13
烙铁清洁球 TIP CLEANER 14
吸锡线 SOLDER WICK 14

Company profile

Leisto Industrial Co., Limited is a self-innovation company. As a soldering tip manufacturer, we have very strong developing capability,and occupy steady position in middle & high end market. With many years' development, our products are approved by grand clients from all over the world; including a lot of multinational corporations. As per our experience, new client has over 90% possibility to place the order after they testing the sample. Along with our technology improving and become mature gradually, we hardly receive negative feedback about the quality.

We can supply various types of soldering tips for hand soldering and robotic soldering, as well as customized tips; we also provide technical solution if necessary.The soldering tip production processes are executed strictly according to ISO standard, every process is followed by the highest requirement, strictly control the accuracy, ensure the size is within the minimum tolerance and the electroplating layer is uniform.

High quality soldering tip, is here!

Production Corner

Manufacturing Procedures

High quality soldering tips are made from oxygen-free copper because of its thermal transfer properties.The copper is machined or cold headed to desired shape. Next,a critical "iron plating" coats the copper core to protect it from erosion from solder alloys used in the electronic industry.

The "working end" of the soldering tip is then fabricated into distinct styles like chisels, screwdrivers, needle points and precision points. Tips are again plated with nickel and chromium to protect the tip from the corrosion or rusting.

Finally, tips are "pre-tinned" to insure good "wetting" while soldering.Base material made of high purity copper, ensuring excellent conductivity Iron plating to extend the usage life Entire shank is uniformly chrome-plated protecting from corrosion Iron plating working end is factory pre-tinned A qualified soldering tip should have uniform plating layer, otherwise will cause uneven heating and affect the lifetime.



APOLLO SEIKO

点焊烙铁头 Point Soldering Cartridge

GDV (Old Type: DV1-2)



		a(mm)	b	c	d
TS DS DN TM DM	-10GDV07-BZ10	3.0	1.0	0.4	1.5
	-13GDV08-BZ15	4.0	1.3	0.5	2.0
	-16GDV10-BZ15	4.0	1.6	0.6	2.0
	-20GDV14-BZ15	4.0	2.0	0.8	2.0
	-24GDV14-BZ15	4.0	2.4	0.8	2.0
	-30GDV17-BZ30	5.0	4.0	1.0	3.0
	-40GDV17-BZ30	5.0	4.0	1.0	3.0
	-50GDV17-BZ40	5.0	5.0	1.3	4.0
	-60GDV23-BZ40	6.0	6.0	1.3	4.0
	-80GDV52-BZ50	8.0	8.0	1.6	5.0

PCA / PCS (Old Type: PC)

		a(mm)	b	c	d
TS DS DN TM DM	-10PCA-B	3.0	1.0		
	-13PCA-B	4.0	1.3		
	-16PCA-B	4.0	1.6		
	-20PCA-B	4.0	2.0		
	-24PCA-B	4.0	2.4		
	-30PCA-B	5.0	3.0		
	-40PCA-B	5.0	4.0		
	-50PCS-B	5.0	5.0		
	-60PCS-B	6.0	6.0		
	-40PCA-B	8.0	8.0		

PAD / PDS (Old Type: D)

UNIT: mm		a(mm)	b	c	d
TS DS DN TM DM	-08PAD03-E08	3.0	0.8	0.3	0.8
	-10PAD03-E08	3.0	1.0	0.3	0.8
	-13PAD05-E15	4.0	1.3	0.5	1.5
	-16PAD06-E15	4.0	1.6	0.6	1.5
	-20PAD07-E15	4.0	2.0	0.7	1.5
	-24PAD08-E15	4.0	2.4	0.8	1.5
	-30PAD10-E30	5.0	3.0	1.0	3.0
	-40PAD10-E30	5.0	4.0	1.0	3.0
	-50PDS-E40	5.0	5.0	1.3	4.0
	-60PDS-E40	6.0	6.0	1.3	4.0
	-80PDS-E50	8.0	8.0	1.6	5.0

PAD / PDS (Old Type: D-2)



		a(mm)	b	c	d
TS DS DN TM DM	-08PAD03-B08	3.0	0.8	0.3	0.8
	-10PAD03-B08	3.0	1.0	0.3	0.8
	-13PAD05-B15	4.0	1.3	0.5	1.5
	-16PAD06-B15	4.0	1.6	0.6	1.5
	-20PAD07-B15	4.0	2.0	0.7	1.5
	-24PAD08-B15	4.0	2.4	0.8	1.5
	-30PAD10-B30	5.0	3.0	1.0	3.0
	-40PAD10-B30	5.0	4.0	1.0	3.0
	-50PDS-B40	5.0	5.0	1.3	4.0
	-60PDS-B40	6.0	6.0	1.3	4.0
	-80PDS-B50	8.0	8.0	1.6	5.0

PDZ (Old Type: Dv2)

UNIT: mm		a(mm)	b	c	d
TS DS DN TM DM	-13PDZ08-EZ15	4.0	1.3	0.5	1.5
	-16PDZ12-EZ15	4.0	1.6	0.6	1.5
	-20PDZ14-EZ15	4.0	2.0	0.6	1.5
	-24PDZ16-EZ15	4.0	2.4	0.8	1.5
	-30PDZ20-EZ30	5.0	3.0	1.0	3.0
	-40PDZ24-EZ30	5.0	4.0	1.0	3.0
	-50PDZ35-EZ40	5.0	5.0	1.3	3.0

GDV (Old Type: Dv1)



		a(mm)	b	c	d
TS DS DN TM DM	-10GDV07-EZ10	3.0	1.0	0.4	1.5
	-13GDV08-EZ15	4.0	1.3	0.5	2.0
	-16GDV10-EZ15	4.0	1.6	0.6	2.0
	-20GDV14-EZ15	4.0	2.0	0.8	2.0
	-24GDV14-EZ15	4.0	2.4	0.8	2.0
	-30GDV17-EZ30	5.0	3.0	1.0	3.0
	-40GDV17-EZ30	5.0	4.0	1.0	3.0
	-50GDV17-EZ40	5.0	5.0	1.0	4.0
	-60GDV23-EZ40	6.0	6.0	1.3	4.0

PCZ (Old Type: PCV2)

		a(mm)	b	c	d
TS DS DN TM DM	-20PCZ10-BZ	4.0	2.0		
	-24PCZ12-BZ	4.0	2.4		
	-30PCZ14-BZ	5.0	3.0		
	-40PCZ16-BZ	5.0	4.0		
	-50PCZ24-BZ	5.0	5.0		

GAV (Old Type: BCV1)



		a(mm)	b	c	d
TS DS DN TM	-20GAV14-EZ15	4.0	2.0	0.6	2.0
	-24GAV17-EZ20	4.0	2.4	0.8	2.0
	-30GAV21-EZ30	5.0	3.0	1.0	3.0
	-40GAV28-EZ30	5.0	4.0	1.0	3.0

拖焊烙铁头 Slide Soldering Cartridge

RDD, LDD (Old Type: R, L)

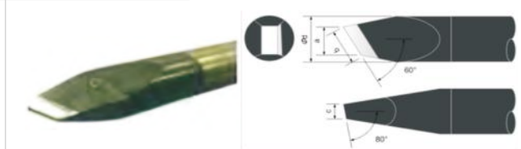

		a(mm)	b	c	d
TS DS DN TM DM	-20RDD-B20	6.0	3.4	2.0	6.0
	-20LDD-E20	6.0	3.4	2.0	6.0
	-24RDD-B20	6.0	4.0	2.4	6.0
	-24LDD-B20	6.0	4.0	2.4	6.0
	-30RDD-B20	6.0	4.5	3.0	6.4
	-30LDD-B20	6.0	4.5	3.0	6.4
	-40RDD-B20	6.0	5.5	4.0	7.0
	-40LDD-B20	6.0	5.5	4.0	7.0
	-50RDD-B20	6.0	6.0	5.0	8.0
	-50LDD-B20	6.0	6.0	5.0	8.0

KAA (Old Type: FPR)

		a(mm)	b	c	d
TS DS DN TM DM	-16KAA45-B	6.0	3.4	1.6	-
	-20KAA45-B	6.0	3.4	2.0	-
	-24KAA45-B	6.0	4.0	2.4	-
	-30KAA45-B	6.0	4.5	3.0	-
	-40KAA45-B	6.0	5.5	4.0	-
	-50KAAAS-A	6.0	6.0	5.0	-

For UP Soldering

PAH (Old Type: UP)

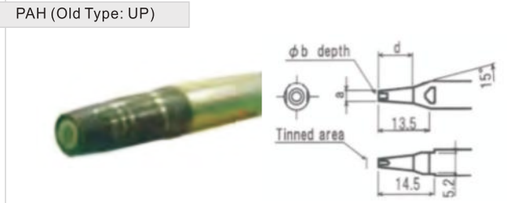

		a(mm)	b	c	d
TS DS DN	14PAH08-F-AZ	1.4	0.8	1.6	7.5
	20PAH13-F-AZ	2.0	1.3	2.5	9.0
	26PAH18-F-AZ	2.6	1.8	2.5	10.9
	32PAH22-F-AZ	3.2	2.2	3.0	10.9
	40PAH30-F-AZ	4.0	3.0	3.0	13.5

PSW (Old Type: UPL)



		a(mm)	b	c	d
TS DS DN	16PSW08-F-AZ	1.6	0.8	2.5	3.0
	22PSW11-F-AZ	2.2	1.1	2.5	4.0
	30PSW15-F-AZ	3.0	1.5	3.0	4.0

深圳市利世达科技有限公司 致力打造焊锡专业品牌

储热式烙铁头 Heat Storage Iron Tip

PAD (Old Type: B-D-2)

	UNIT: mm	a(mm)	b	c	d
TB SB MB DB	-16PAD-B20	7.0	1.6	0.3	1.0
	-20PAD-B20	7.0	2.0	0.7	2.0
	-24PAD08-B20	7.0	2.4	0.8	2.0
	-30PAD-B30	8.0	3.0	1.0	3.0
	-40PAD-B30	8.0	4.0	1.0	3.0
	-50PAD-B30	8.0	5.0	1.0	3.0

GDV (Old Type: B-DV1-2)

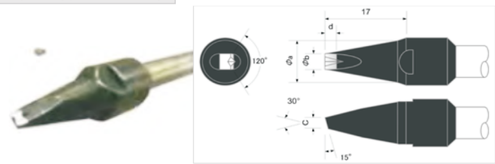

	UNIT: mm	a(mm)	b	c	d
TB SB MB DB	B-16DV1-2	7.0	1.6	0.5	2.5
	B-20DV1-2	7.0	2.0	0.6	3.0
	B-24DV1-2	7.0	2.4	0.8	3.0
	B-30DV1-2	8.0	3.0	1.0	3.0
	B-40DV1-2	8.0	4.0	1.0	4.0
	B-50DV1-2	8.0	5.0	1.2	4.0

PCA (Old Type: B-PC)



		a(mm)	b	c	d
TB SB MB DB	B-24PC	8.0	2.4		3.0
	B-30PC	8.0	3.0		3.0
	B-40PC	8.0	4.0		4.0

RDD (Old Type: B-R)

		a(mm)	b	c	d
TB SB MB DB	B-30R	8.0	3.0	0.6	1.5
	B-40R	8.0	4.0	0.9	2.0
	B-50R	8.0	5.0	1.3	2.5

KAA (Old Type: B-FPR)

		a(mm)	b	c	d
TB SB MB DB	B-16FPR	8.0	3.4	1.6	4.0
	B-24FPR	8.0	4.0	2.4	4.0
	B-30FPR	8.0	4.5	3.0	4.0
	B-40FPR	8.0	5.5	4.0	4.0

优尼烙铁头 Japan Unix Replacement Tip

Soldering Robot Tip.Standard Cross Bit(For 200W Heater)

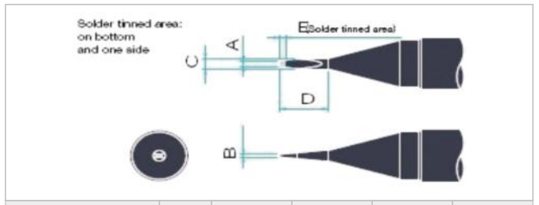

型号 Model	A	B (mm)	C (mm)	D (mm)	E (mm)
P2D-N	1	0.5	2	8	1
P3D-N	1.5	0.5	3	10	1
P4D-N	2.5	1	4	12	2

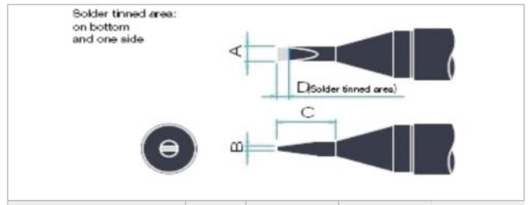

型号 Model	A	B(mm)	C(mm)	D(mm)
P2D-S	2	0.5	8	2
P25D-S	2.5	0.8	9	2
P3D-S	3	1	10	2
P4D-S	4	1	13	2
P5D-S	5	1	15	3
P6D-S	6	1.1	18.5	3

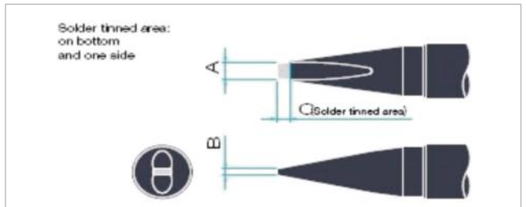

型号 Model	A	B(mm)	C(mm)
P2D-R	2	1	2
P25D-R	2.5	1.1	2
P3D-R	3	1.2	2
P4D-R	4	1.5	3
P5D-R	5	1.5	3
P6D-R	6	2	3

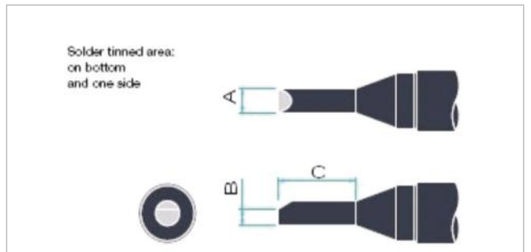

型号 Model	A	B(mm)	C(mm)
P3PC-S	3	2	10
P4PC-S	4	2.7	13
P6PC-S	6	4	18.5
P9PC-S	9	5.5	23

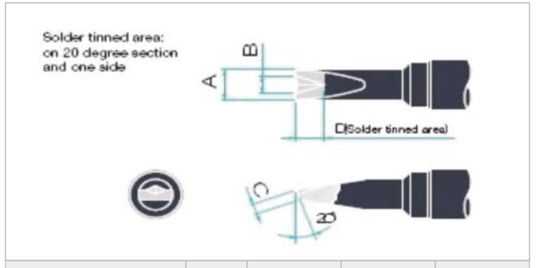

型号 Model	A	B(mm)	C(mm)	D(mm)
P12DVAP	2	1.2	1.5	3
P13DVAP	3	2.2	1.5	3
P16DVAP	6	3.5	2	4

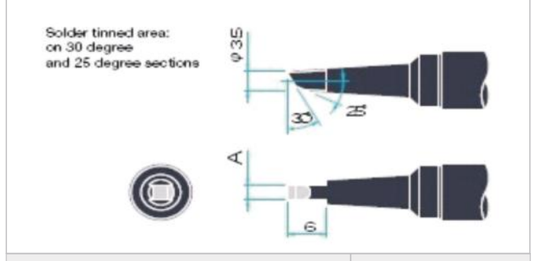

型号 Model	A(mm)
P120BCPC	2
P125BCPC	2.5
P130BCPC	3

深圳市利世达科技有限公司 ● 致力打造焊锡专业品牌

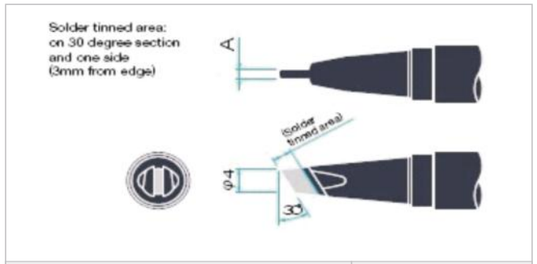

型号 Model	A(mm)
P10DCN-R	1
P15DCN-R	1.5

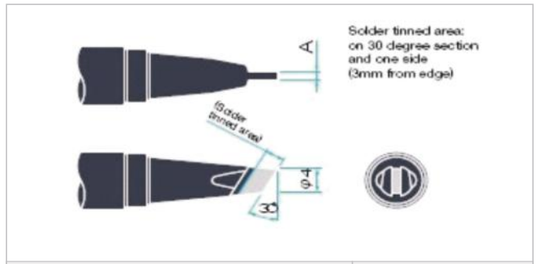

型号 Model	A(mm)
P10DCN-L	1
P15DCN-L	1.5

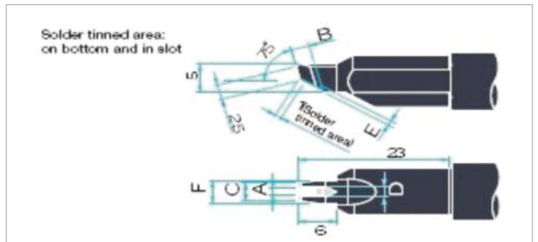

型号 Model	A	B (mm)	C (mm)	D (mm)	E (mm)	F (mm)
P6V08-18	0.8	1.8	2	1.4	0.8	3.2
P1V08-18	0.8	1.8	2.8	1.4	0.7	4
P1V10-20	1	2	3	1.4	0.8	4
P1V10-23	1	2.3	3	1.6	0.8	4
P1V12-23	1.2	2.3	3.2	1.8	0.9	4
P1V12-28	1.2	2.8	3.2	1.8	0.9	4



速米烙铁头 Tsutsumi Replacement Tip

- 温度感应传感器深入烙铁头最前端，不但能精确快速反应焊接的温度， 减少焊接时的温降，且能增加烙铁寿命
- 加热器功率达70~100 watts
- 比市面上任何烙铁头具备更多的热含量, 能更有效提供焊接点所需的热量。
- 快速更换烙铁头夹头设计，非但可以快速更换烙铁头，同时避免更换烙铁头产生的位置偏差
- 独特的温控设计不但能减少温度过高，且具强迫加热功能，使用较低温度即可达到焊接效果

- The temperature transducer goes deep into the edge of the soldering tip, it detects the temperature of solder joints quickly, reduce the temperature drop during soldering; and can increase the life of solder tips.
- Heater power up to 70 ~ 100 watts
- It has more thermal content than any other soldering tips in the market, supplies sufficient quantity of heat for soldering.
- The quick change type soldering tip chuck design avoids position deviation while change the tip.
- The unique temperature management design is able to reduce overheat and has forced heating function, thus soldering with lower temperature becomes feasible.

快克烙铁头 Quick Soldering Robot Tip： 910 / 911 / 911B / 911G

焊锡机专用 Soldering Robot Tip 910/911/911B/911G

PC

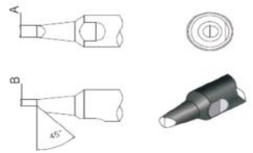

	A	B
-10PC	ϕ1.0	0.5
-13PC	ϕ1.3	0.65
-16PC	ϕ1.6	0.8
-20PC	ϕ2.0	1
-24PC	ϕ2.4	1.2
-30PC	ϕ3.0	1.5
-40PC	ϕ4.0	2

D

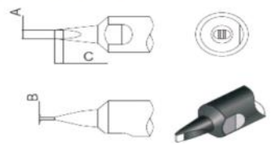

	A	B	C
-16D	ϕ1.6	0.6	1.5
-20D	ϕ2.0	0.8	1.5
-24D	ϕ2.4	0.8	1.5
-30D	ϕ3.0	1	2
-40D	ϕ4.0	1.2	2.5

DV1

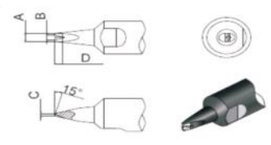

	A	B	C	D
-16DV1	ϕ1.6	1	0.6	1.5
-20DV1	ϕ2.0	1.2	0.8	1.5
-24DV1	ϕ2.4	1.4	0.8	1.5
-30DV1	ϕ3.0	1.6	1	2
-40DV1	ϕ4.0	2	1.2	2.5

N

	A	B	C	H
-22N08H18	2.2	0.8	3.2	1.8
-28N08H15	2.8	0.8	3.6	1.5
-30N10H20	3.0	1	4	2
-32N12H23	3.2	1.2	4	2.3
-32N12H28	3.2	1.2	4	2.8

DV2

	A	B	C	D
-16DV2	ϕ1.6	1	0.6	1.5
-20DV2	ϕ2.0	1.2	0.8	1.5
-24DV2	ϕ2.4	1.4	0.8	1.5
-30DV2	ϕ3.0	2.2	1	2
-40DV2	ϕ4.0	3	1.2	2.5

深圳市利世达科技有限公司 ● 致力打造焊锡专业品牌

HAKKO

900M T18

()=mm

Model	Tip drawings are actual size.

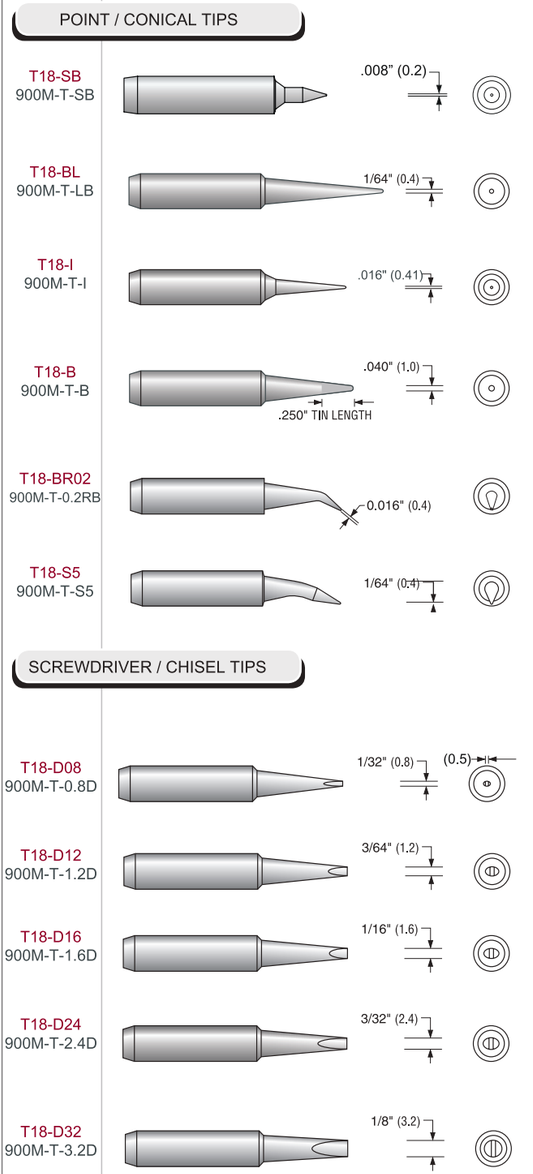

()=mm

Model	Tip drawings are actual size.

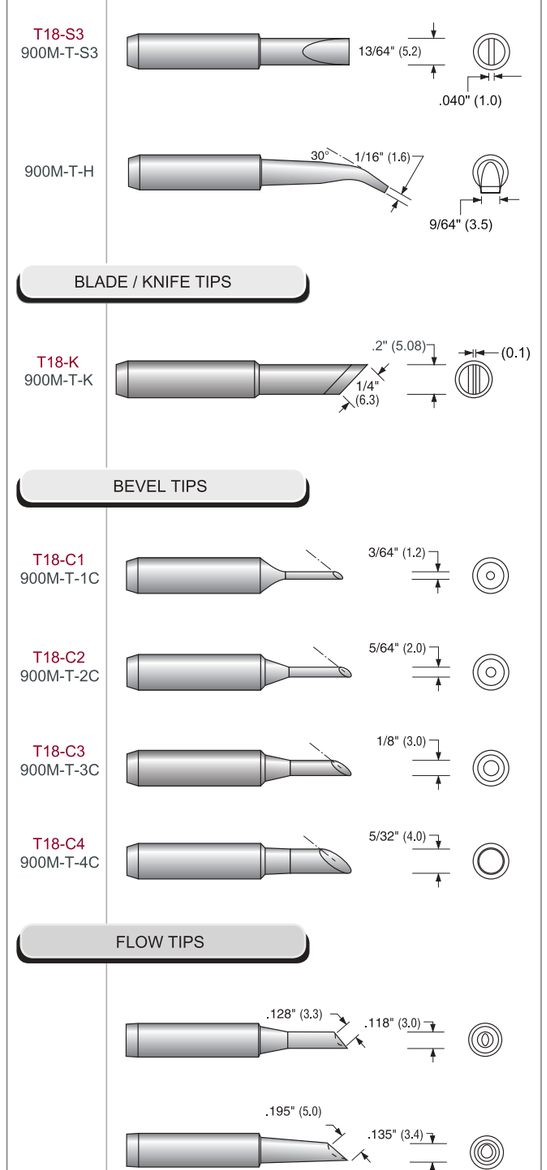

T12 Series Soldering TipsT12 Series Soldering Tips

T12 Series is available in Japan, Oceania, Asia & Other countries.
In case of North America & EU, see "T15 Series".

Applicable Hand Piece: FM-2027, FM-2028, FX-9501

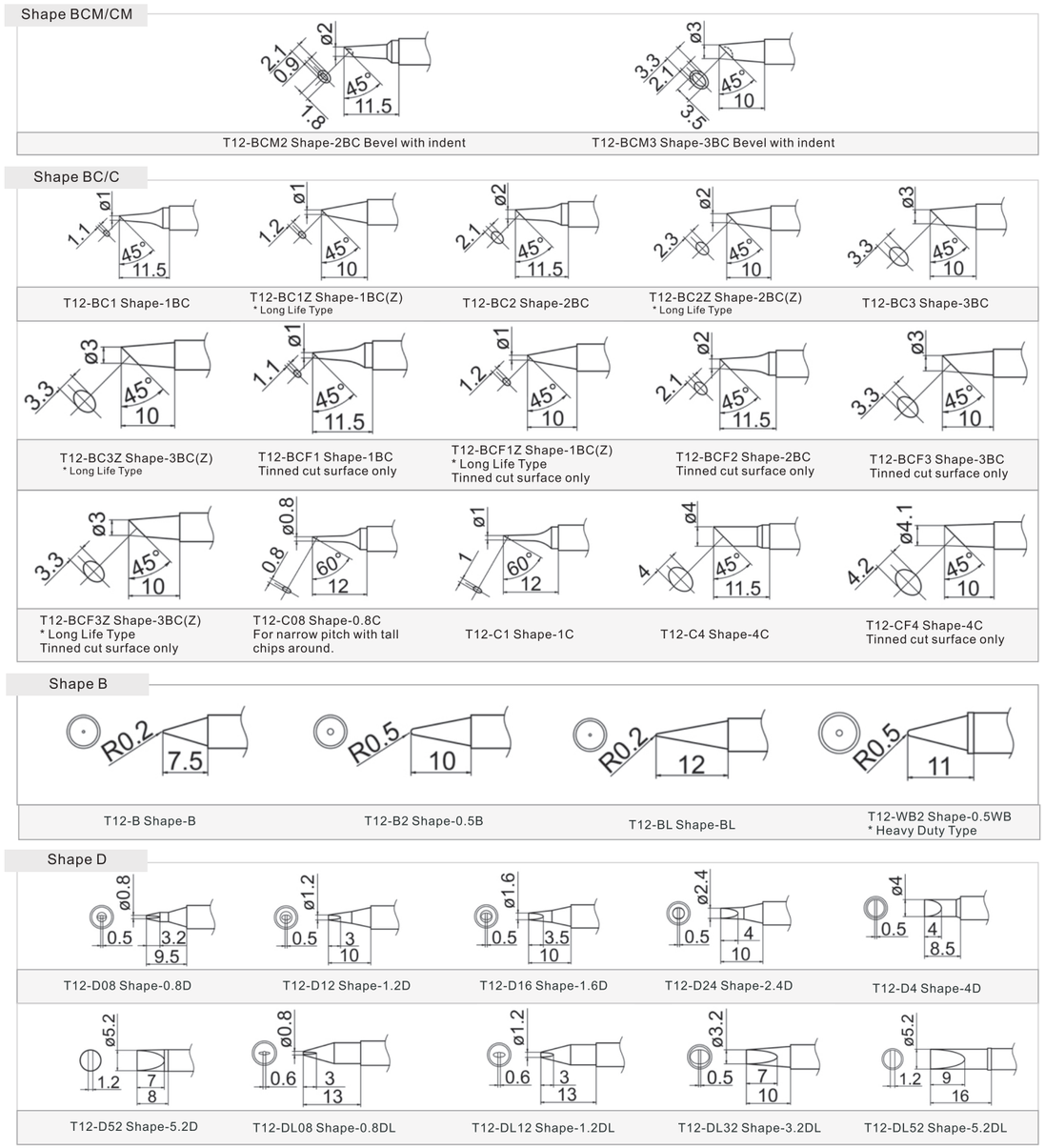

深圳市利世达科技有限公司 ● 致力打造焊锡专业品牌

Shape D

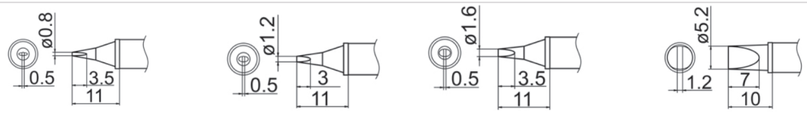

T12-WD08 Shape-0.8WD
* Heavy Duty Type

T12-WD12 Shape-1.2WD
* Heavy Duty Type

T12-WD16 Shape-1.6WD
* Heavy Duty Type

T12-WD52 Shape-5.2WD
* Heavy Duty Type

Shape I

T12-I Shape-I

T12-IL Shape-IL

T12-ILS Shape-ILS

T12-WI Shape-WI
* Heavy Duty Type

Shape J

This type differs from Shape B and I by bending the tip end and is capable of soldering by applying the tip in 2 ways: face and point.
It is used for drag soldering and correction of bridging.

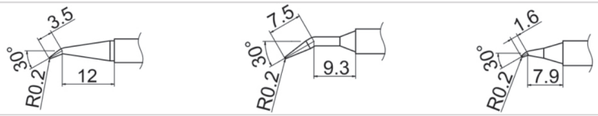

T12-J02 Shape-0.2J

T12-JL02 Shape-0.2JL

T12-JS02 Shape-0.2JS

Shape K

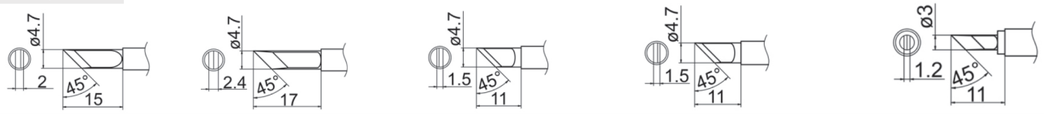

T12-K Shape-K

T12-KF Shape-KF

T12-KL Shape-KL
For drag soldering for left-handed.

T12-KR Shape-KR
For drag soldering for right-handed.

T12-KU Shape-KU

SMD Type: Shape Spatula

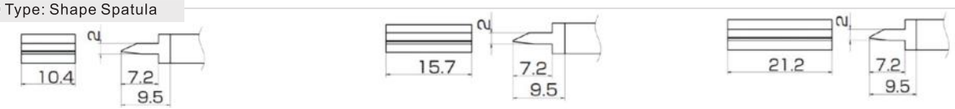

T12-1401 Spatula
Size 10.4

T12-1402 Spatula
Size 15.7

T12-1403 Spatula
Size 21.2

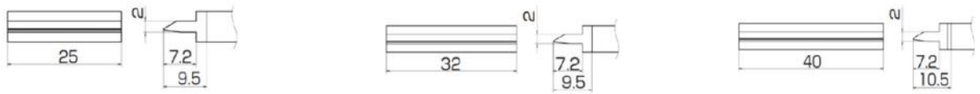

T12-1404 Spatula
Size 25

T12-1405 Spatula
Size 32

T12-1406 Spatula
Size 40

900L

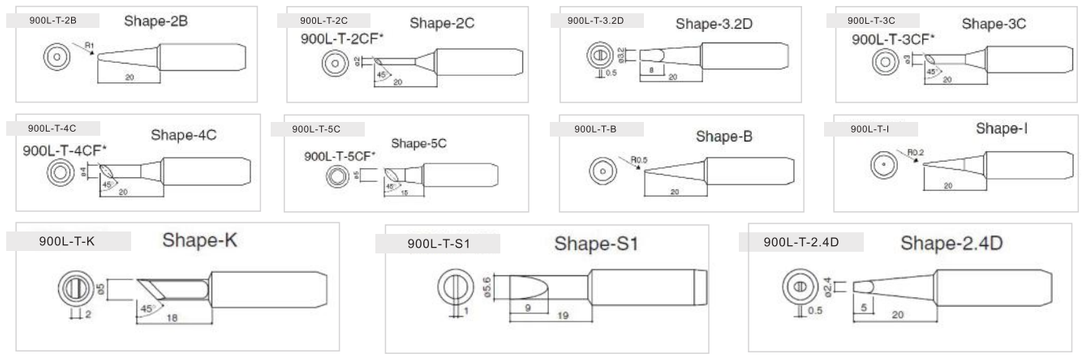

LT

- Longer Life
- Designed for lead-free soldering
- Look for tips with an LF added to the end of the part number

()=mm

Model	Tip drawings are actual size.	Model	Tip drawings are actual size.	Model	Tip drawings are actual size.
— MS-4140	.031" (0.8)	LTD LF MS-3600 LF	.181" (4.6) .031" (0.8)	LTB MS-3300	.094" (2.4) .031" (0.8)
LT1 MS-4120	.010" (0.25)	LTGW MS-0100	.122" (3.1) .084" (2.1)	LTB LF MS-3300 LF	.094" (2.4) .031" (0.8)
LT1L MS-4110	.010" (0.25)	LTGW LF MS-0100 LF	.122" (3.1) .084" (2.1)	LTC MS-3400	.125" (3.2) .031" (0.8)
LT1LX MS-4101	.010" (0.25)	LTH MS-3110	.031" (0.8) .016" (0.4)	LTC LF MS-3400 LF	.125" (3.2) .031" (0.8)
LT1S MS-4100	.063" (1.6) .010" (0.25)	LTHX MS-3101	.024" (0.6) .016" (0.4)	LTD MS-3600	.181" (4.6) .031" (0.8)
LT4W MS-5160	.047" (1.2)	LTK MS-3150	.050" (1.3) .020" (0.5)	LTO LF MS-4200 LF	0.039" (0.9)
LT4X MS-3125	28° 0.085 (2.1) 0.016" (0.4) 0.047 (1.2)	LTL MS-3250	.079" (2.0) .039" (1.0)	LTBB LF MS-5300 LF	0.094" (2.4)
LTA MS-3200	.063" (1.6) .031" (0.8)	LTM MS-3450	.125" (3.2) .047" (1.2)	LTCC LF MS-5400 LF	0.125" (3.2)
LTA LF MS-3200 LF	.063" (1.6) .031" (0.8)	LTS MS-4130	.018" (0.5)	LTKN LF MS-0201-LF	0.162" (4.0) 0.002" (0.05) 0.06" (1.5) 0.228" (5.7)

ET

()=mm

Model	Tip drawings are actual size.	Model	Tip drawings are actual size.	Model	Tip drawings are actual size.
POINT / CONICAL TIPS		ETK	3/64"(1.2)	BEVEL TIPS	
	.012"(0.3)	ETR	1/16"(1.6)	ETV	1/32"(0.8)
ETS	1/64"(0.4)	ETA	1/16"(1.6)	ETAA	1/16"(1.6)
ETT	.025"(0.6)	ETL	5/64"(2.0)	ETBB	3/32"(2.4)
ETP	1/32"(0.8)	ETB	3/32"(2.4)	ETCC	1/8"(3.2)
ETO	1/32" (0.8)	ETC	1/8"(3.2)	FLOW TIPS	
SCREWDRIVER / CHISEL TIPS		ETD	3/16"(4.8)	ETGW	.195"(5.0) SMD Flow Tip .135"(3.4)
ETH	1/32"(0.8)	ETE	7/32"(5.6)		

深圳市利世达科技有限公司 致力打造焊锡专业品牌

QUICK

200-0.8C

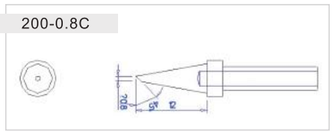

200-1.2D

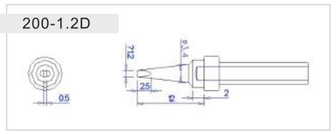

200-1.6D

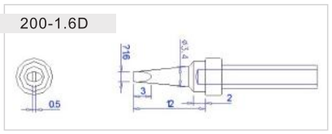

200-1C

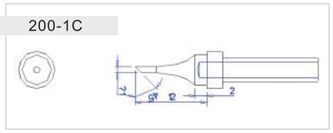

200-2.4D

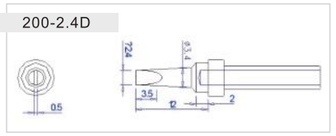

200-2B

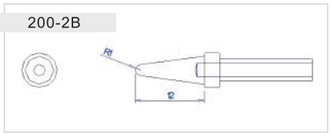

200-2C

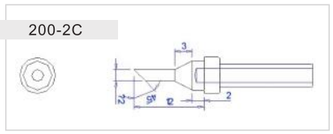

200-3.2D

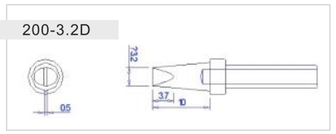

200-3C

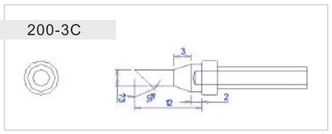

200-4.2D

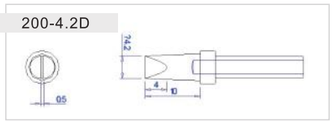

200-4C

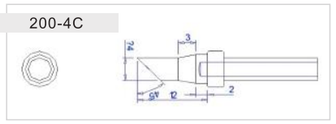

200-B

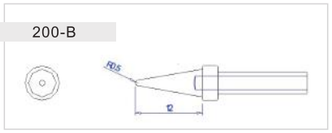

200-H

200-I

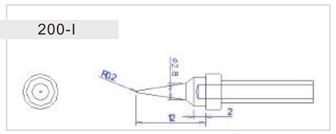

200-J

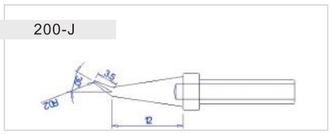

200-K

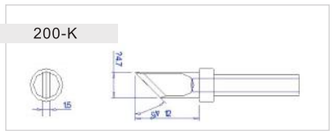

200-LI

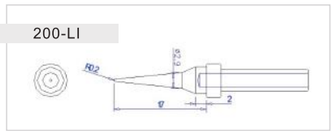

200-SK

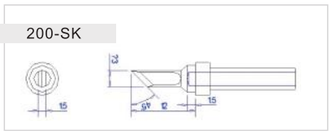

海绵 Solder Sponge

The solder sponge can be made to any size & design.

烙铁清洁球 Tip cleaner

Brass wire, available in 20g/26g

Brass wire with metal container

Brass tip cleaner with iron holder

Brass tip cleaner w/o iron holder

吸锡线 Solder Wick

Solder Wick width: 1.5mm, 2.0mm, 2.5mm, 3.0mm, 3.5mm, 4.0mm
Length: 1.5m/roll





The end of a length of braid is placed over the soldered connections of a component being removed. The connections are heated with a soldering iron until the solder melts and is wicked into the braid by capillary action. The braid is removed while the solder is still molten, its used section cut off and discarded when cool. Short lengths of cut braid will prevent heat being carried away by the braid instead of heating the joint.

深圳市利世达科技有限公司 ● 致力打造焊锡专业品牌