

QUICK ROBOTIC TIPS



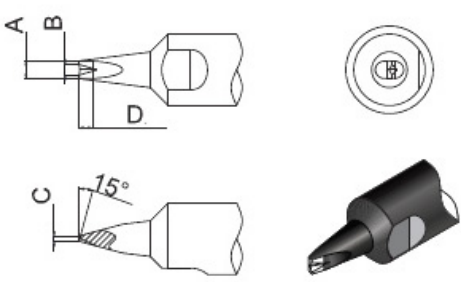
PC

| | Series | Model | A | B |
|------------|---------------------|------------|------|------|
| | 910 911B 911G | *** - 10PC | ∅1.0 | 0.5 |
| | | *** - 13PC | ∅1.3 | 0.65 |
| | | *** - 16PC | ∅1.6 | 0.8 |
| | | *** - 20PC | ∅2.0 | 1 |
| | | *** - 24PC | ∅2.4 | 1.2 |
| | | *** - 30PC | ∅3.0 | 1.5 |
| *** - 40PC | | ∅4.0 | 2 | |

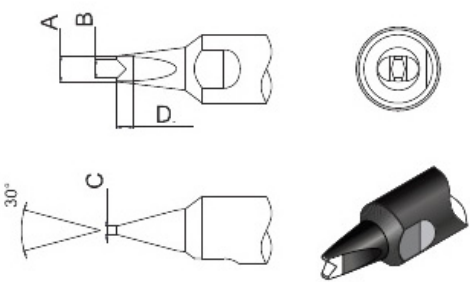
D

| | Series | Model | A | B | C |
|-----------|---------------------|-----------|------|-----|-----|
| | 910 911B 911G | *** - 16D | ∅1.6 | 0.6 | 1.5 |
| | | *** - 20D | ∅2.0 | 0.8 | 1.5 |
| | | *** - 24D | ∅2.4 | 0.8 | 1.5 |
| | | *** - 30D | ∅3.0 | 1 | 2 |
| *** - 40D | | ∅4.0 | 1.2 | 2.5 | |

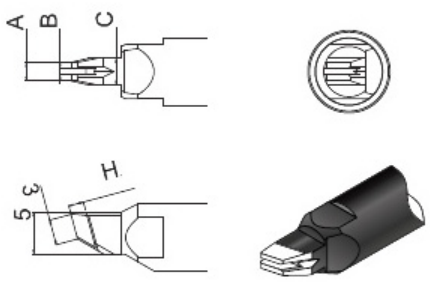
DV1

|  | | Series | Model | A | B | C | D |
|---|-------------|---------------------|-------------|------|-----|-----|-----|
| | | 910 911B 911G | *** - 16DV1 | ø1.6 | 1 | 0.6 | 1.5 |
| | *** - 20DV1 | ø2.0 | 1.2 | 0.8 | 1.5 | | |
| | *** - 24DV1 | ø2.4 | 1.4 | 0.8 | 1.5 | | |
| | *** - 30DV1 | ø3.0 | 1.6 | 1 | 2 | | |
| | *** - 40DV1 | ø4.0 | 2 | 1.2 | 2.5 | | |

DV2

|  | | Series | Model | A | B | C | D |
|--|-------------|---------------------|-------------|------|-----|-----|-----|
| | | 910 911B 911G | *** - 16DV2 | ø1.6 | 1 | 0.6 | 1.5 |
| | *** - 20DV2 | ø2.0 | 1.2 | 0.8 | 1.5 | | |
| | *** - 24DV2 | ø2.4 | 1.4 | 0.8 | 1.5 | | |
| | *** - 30DV2 | ø3.0 | 2.2 | 1 | 2 | | |
| | *** - 40DV2 | ø4.0 | 3 | 1.2 | 2.5 | | |

N

|  | | Series | Model | A | B | C | H |
|---|----------------|---------------------|----------------|-----|-----|-----|-----|
| | | 910 911B 911G | *** - 22N08H18 | 2.2 | 0.8 | 3.2 | 1.8 |
| | *** - 28N08H15 | 2.8 | 0.8 | 3.6 | 1.5 | | |
| | *** - 30N10H20 | 3.0 | 1 | 4 | 2 | | |
| | *** - 32N12H23 | 3.2 | 1.2 | 4 | 2.3 | | |
| | *** - 32N12H28 | 3.2 | 1.2 | 4 | 2.8 | | |